



California Faucets®

**COTO™**

## Stainless Steel Pull-Down Kitchen Faucet - Low Arc Spout

### Features

- 7 artisan finishes including 4 PVD finishes
- 316 stainless steel construction including sprayhead
- Excellent corrosion resistance, for indoor or outdoor use
- 360° rotating spout with magnetic sprayhead docking
- One button control for aerated or spray stream
- Spray jets have easy-to-clean surface
- Quiet polymer-braided hose with rotating joint
- Ceramic disc cartridge
- Max flow rate: 1.8 gpm (6.8 L/min)

### Codes/Standards Applicable

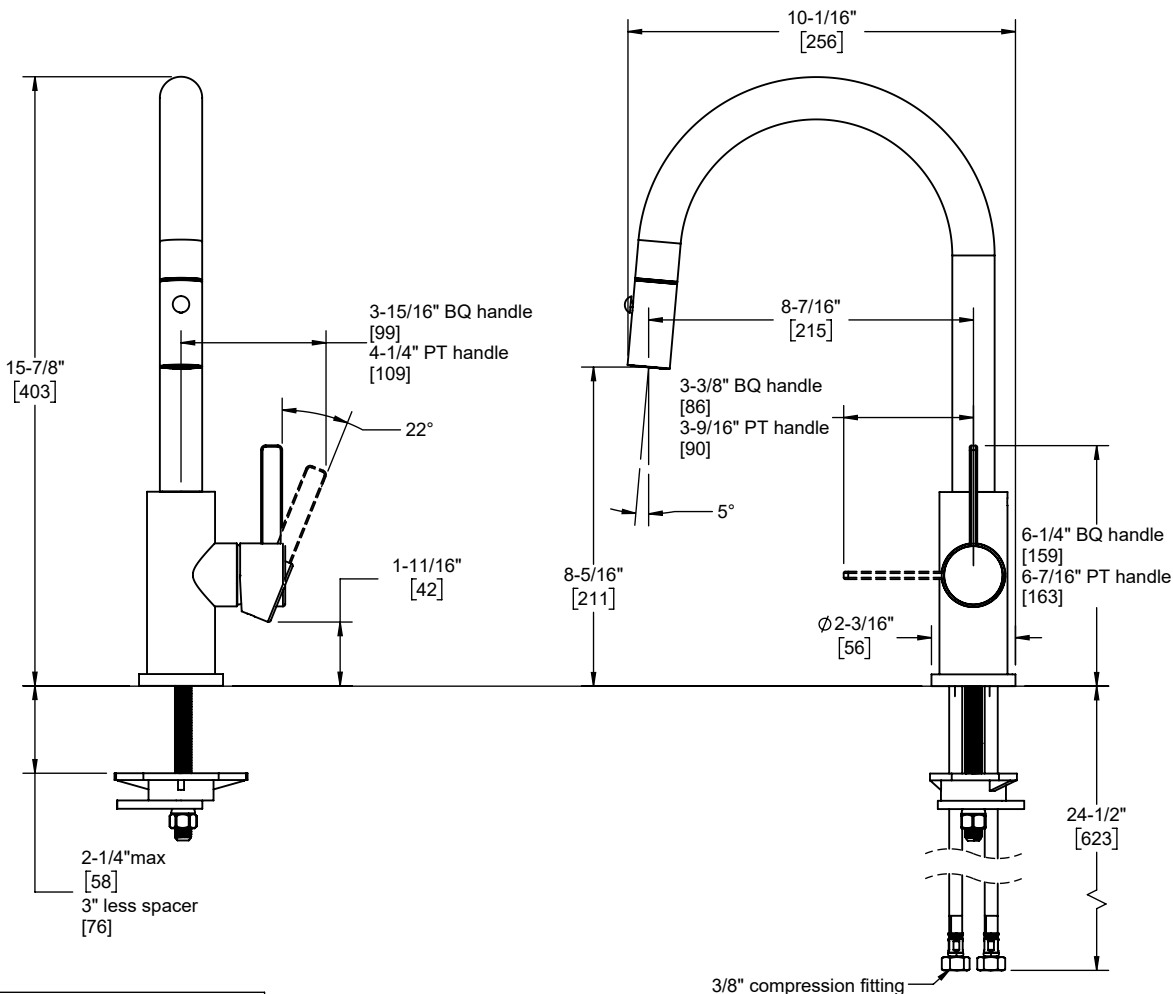
Product meets or exceeds the following:

- ASME A112.18.1/CSA B125.1
- NSF 61, NSF 372, CEC, & DOE
- Commonwealth of MA
- ADA compliant

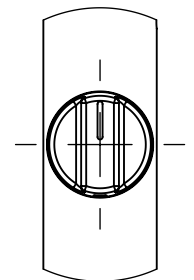


K90-102-BQ shown

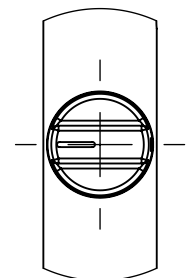
**K90-102-PT**  
**K90-102-BQ**  
**K90-102-KA**  
**K90-102-KD**



### KNOB HANDLES

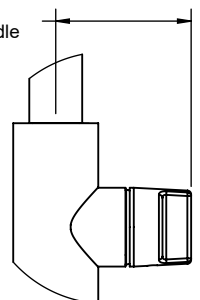


OFF POSITION



MAX HOT POSITION

2-13/16" KA handle [72]  
2-7/8" KD handle [73]



### Through-Hole Specifications

Min	Recommended	Max
Ø 1-1/4" [32]	Ø 1-3/8" [35]	Ø 1-3/8" [38]

Specifications subject to change without notice

Dimensions are inches, rounded to 1/16"  
[Dimensions in brackets are mm, rounded to 1mm]