



California Faucets®

Poetto®

Hot Water Dispenser

Features

- 25+ artisan finishes including 12 PVD finishes
- All brass construction
- Insulated to reduce heat to faucet
- Self-Closing handle
- Max flow rate: 1.8 gpm (6.8 L/min)
- **Not** compatible with RO filter units
- Requires Hot Water Tank (9628SS) sold separately

9625Q-K50-ST  
 9625Q-K50-BST  
 9625Q-K50-RB  
 9625Q-K50-BRB



9625Q-K50-ST shown

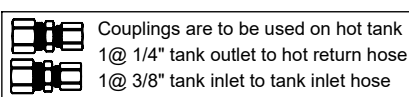
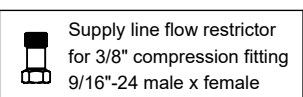
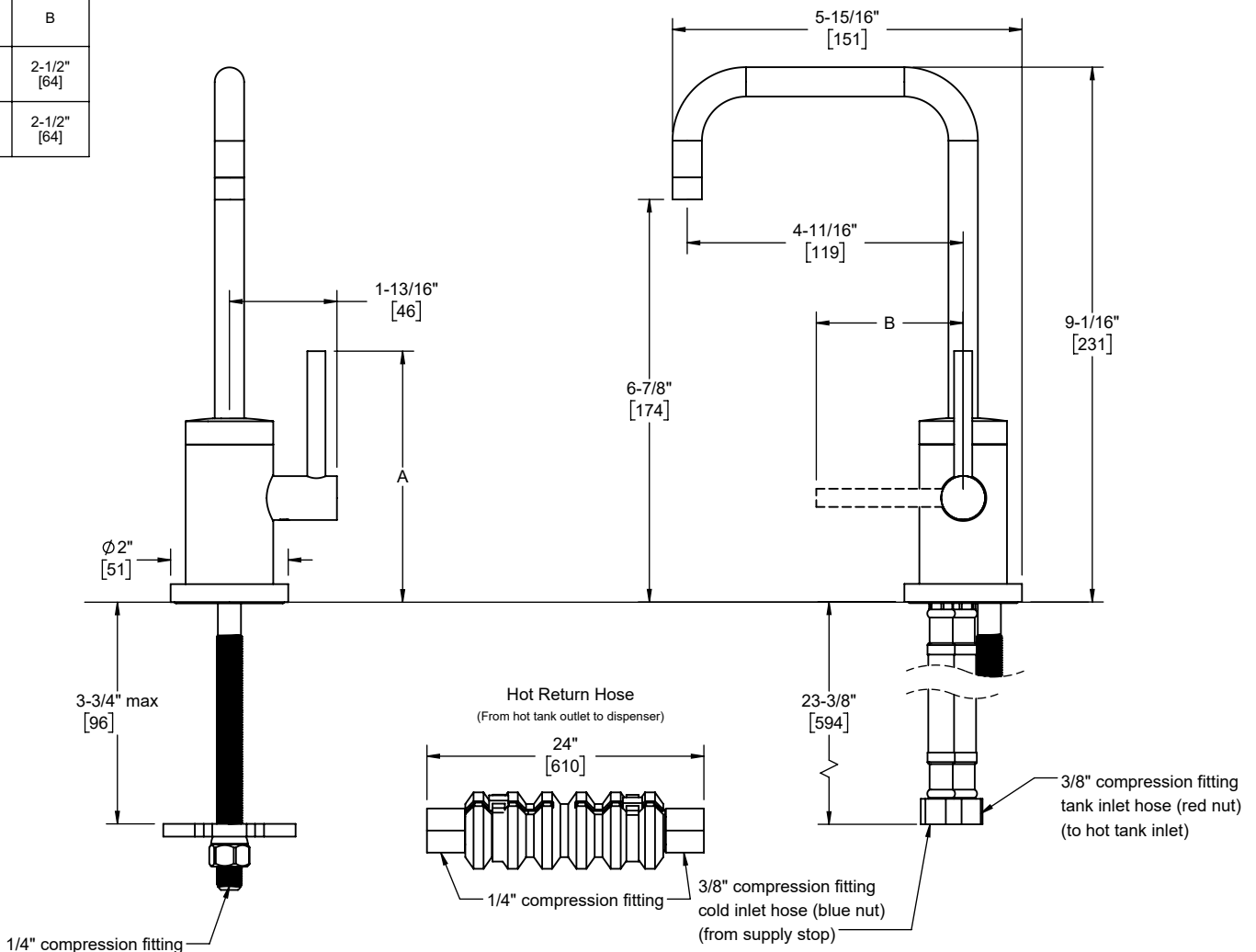
Codes/Standards Applicable

Product meets or exceeds the following:

- ASME A112.18.1/CSA B125.1
- NSF 61, NSF 372, CEC, & DOE
- Commonwealth of MA
- ADA compliant



Handle Style	A	B
ST BST	4-1/4" [108]	2-1/2" [64]
RB BRB	4-1/4" [108]	2-1/2" [64]



Through-Hole Specifications		
Min	Recommended	Max
Ø 1-1/4" [32]	Ø 1-3/8" [35]	Ø 1-1/2" [38]

Specifications subject to change without notice

Dimensions are inches, rounded to 1/16"  
[Dimensions in brackets are mm, rounded to 1mm]