

The BlueStar line of pro-style ventilation products are designed to clear the air of smoke, grease and odor. Seamless design is paired with heavy-duty construction to offer uncompromised durability, functionality and style. Customize with over 1,000+ colors and finishes to make a statement piece in any home kitchen.

### PRODUCT FEATURES


- Professional-grade performance with three exhaust settings and new Boost feature
- Whisper quiet operation
- Heavy duty, commercial grade materials
- Dimmable LED lighting
- Easy-to-use push-button controls
- Innovative, multi-stage grease capture system
- Stainless baffle filters seamlessly remove for easy dishwasher cleaning
- Simple installation
- Accommodates top discharge only
- 30" & 36" models: 600 CFM internal fan included
- Included duct cover heights: 18", 24", 30" & 36"  
Also available in 42" & 48" for additional charge

Blower Options: *(See below for model detail)*

In-hood Blowers: 600 & 1200CFM

In-line Blowers: 800 & 1200CFM

Remote Blowers: 1000 & 1400CFM



### MODELS AVAILABLE

|                    |         |
|--------------------|---------|
| 30" Manhattan Hood | MH030MA |
| 36" Manhattan Hood | MH036MA |
| 42" Manhattan Hood | MH042MA |
| 48" Manhattan Hood | MH048MA |
| 54" Manhattan Hood | MH054MA |
| 60" Manhattan Hood | MH060MA |
| 66" Manhattan Hood | MH066MA |

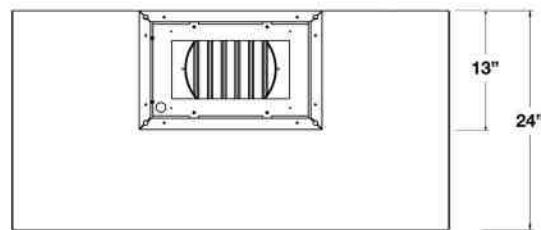
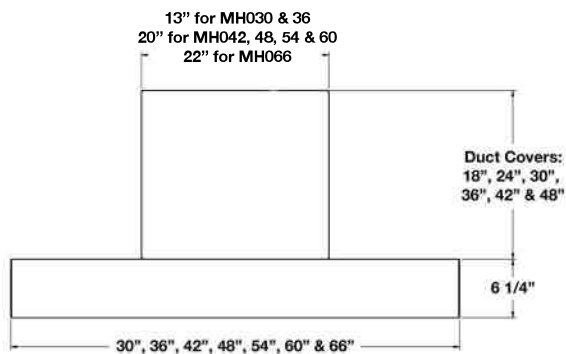
Customization Options:

- 1,000+ Colors & Finishes
- Designer Metals
- Custom Strapping & Rivets
- Full Custom Options

| BLOWER OPTIONS | IN-HOOD    |             | IN-LINE  |          | REMOTE      |             | DISCHARGE |      |
|----------------|------------|-------------|----------|----------|-------------|-------------|-----------|------|
|                | 600        | 1200        | 800      | 1200     | 1000        | 1400        | TOP       | REAR |
| MODEL #        | BS-CFM-600 | BS-CFM-1200 | ATEX-0.8 | ATEX-1.2 | HYEX-1.0-GA | HYEX-1.4-GA |           |      |
| MH030MA        | *          |             | *        |          |             |             | *         |      |
| MH036MA        | *          |             | *        |          |             |             | *         |      |
| MH042MA        | *          |             | *        |          |             |             | *         |      |
| MH048MA        | *          | *           | *        | *        | *           | *           | *         |      |
| MH054MA        | *          | *           | *        | *        | *           | *           | *         |      |
| MH060MA        | *          | *           | *        | *        | *           | *           | *         |      |
| MH066MA        | *          | *           | *        | *        | *           | *           | *         |      |

Specifications subject to change without notice.

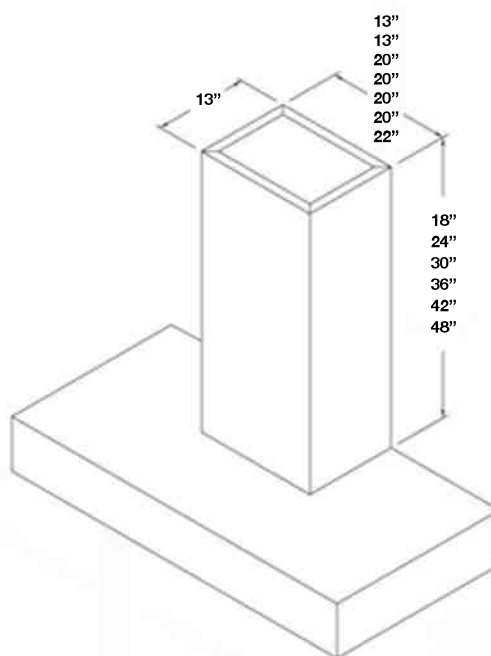
## VENTILATION HOOD DIMENSIONS:



## DUCT COVER OPTIONS:

"xx" designates width of hood in model number. (\*) denotes duct covers available at no charge when purchased with hood.

|                  |            |
|------------------|------------|
| 18" Duct Cover * | DCMW0xx018 |
| 24" Duct Cover * | DCMW0xx024 |
| 30" Duct Cover * | DCMW0xx030 |
| 36" Duct Cover * | DCMW0xx036 |
| 42" Duct Cover   | DCMW0xx042 |
| 48" Duct Cover   | DCMW0xx048 |



## PRODUCT INFORMATION:

### APPEARANCE:

|                |                 |
|----------------|-----------------|
| Style:         | Chimney         |
| Mounting Type: | Wall            |
| Venting Type:  | Ducted          |
| Installation:  | Ceiling Mounted |

### ELECTRICAL:

|                |    |
|----------------|----|
| 120Volt, 10amp |    |
| Energy Star:   | No |