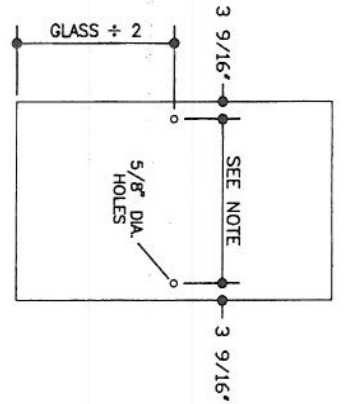
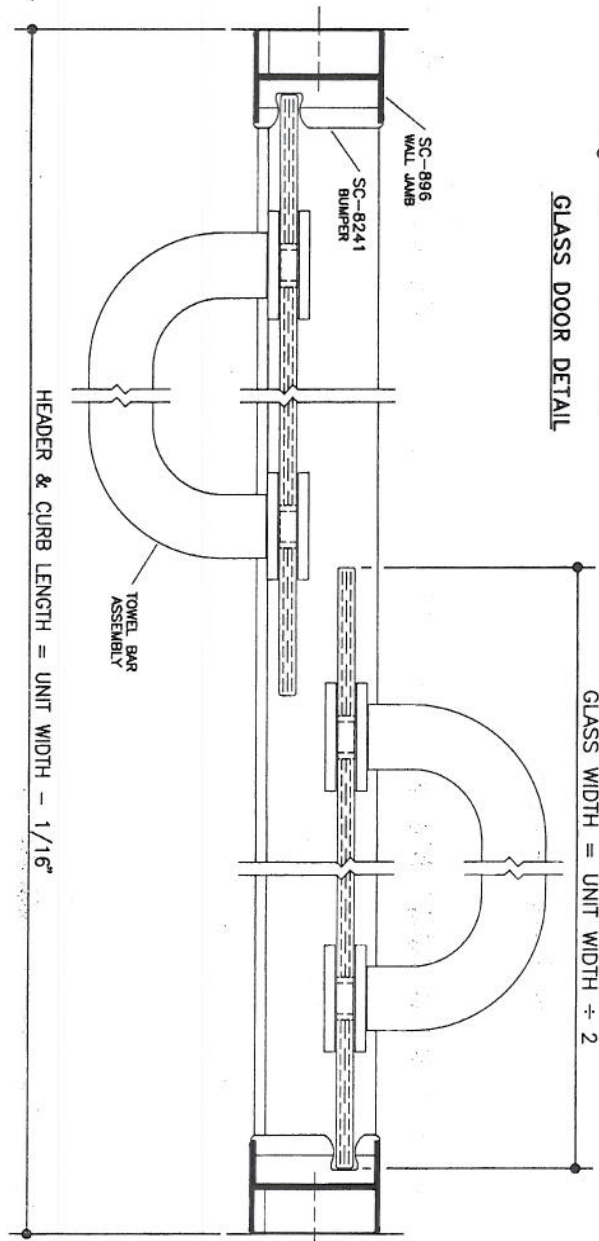


VERTICAL CROSS SECTION



GLASS DOOR DETAIL




HORIZONTAL CROSS SECTION

NOTE: Glazing material for all KD units and Glazed units must conform to Aoi: Z97.1 and CPSC Standard 16 CFR 1201 Category I and II.

NOTES:

1. Towel bar assemblies are available in 13", 15", 16.50", 19", 21" and 22" sizes. All sizes are measured from center to center of the mounting holes.

1/2 SIZE DETAIL		MODEL	UNIT WIDTH & HEIGHT	DOOR GLASS SIZE
SERIES	4400	4400	60" x 57"	29 1/4" x 54"
	4500	4500	48" x 70"	23 1/2" x 67"
FRAMELESS BATH ENCLOSURE		 7201 Snider Road ■ Mason, Ohio 45040 Phone (513) 573-1900		