


- Complies with American National Standard Z358.1
- Universal Identification Sign and Inspection Tag Included
- Full, One-Year Warranty
- Classified by Underwriters Laboratory Inc. to ANSI Z358.1



Specifications

Unit design saves space and fits easily into any work environment. Eye/face wash operates quickly by a large, highly visible push handle. Safe, steady water flow under varying water supply conditions from 30–90 PSI is assured by integral flow control in the sprayhead assembly. NOTE: The ANSI Z358.1 standard requires an uninterrupted supply of flushing fluid at a minimum 30 PSI flowing pressure. Eye/face wash sprayheads contain an antimicrobial agent to protect the sprayheads.

 *This plumbing fixture is not intended to dispense water for human consumption through drinking or for preparation of food or beverages.*

Standard Equipment

Eyewash Bowl

13 $\frac{3}{8}$ " (327mm) diameter corrosion-resistant stainless steel.

Standard Sprayhead Assembly

Twin perforated-disc eye/wash sprayheads with protective sprayhead covers. Safe, steady water flow under varying water supply conditions from 30–90 PSI is assured by integral flow control in the sprayhead assembly.

Valve

Chrome-plated brass 1/2" NPT stay-open ball valve. Hand operated by a large, highly visible push handle.

Pipe and Fittings


Galvanized steel protected with BradTect® safety yellow coating.

Waste

1/4" drain fitting furnished. Tailpiece and P-trap not included. Compliance and conformity to local codes and ordinances is the responsibility of the installer.

Water Supply


1/2" NPT.



Recommended Option:

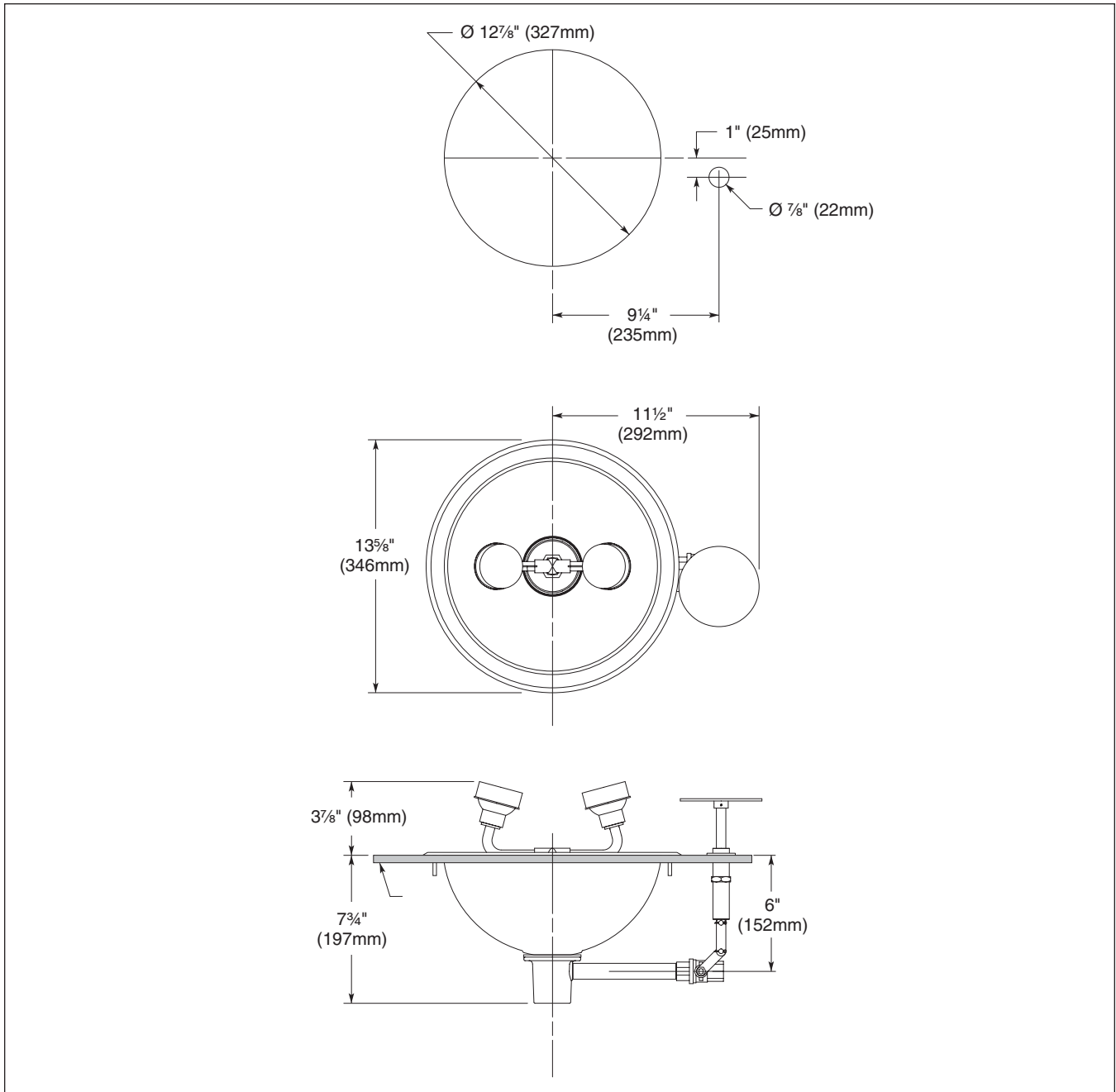
Navigator S19-2000 EFX8
Emergency Thermostatic Mixing Valve

NAVIGATOR 



Satisfies ANSI Z358.1
tepid water requirements.

Model	Description
<input type="checkbox"/> S19-260	Deck-Mount Eye/Face Wash Unit
<input type="checkbox"/> S19-2000	Navigator EFX8 – Emergency Thermostatic Mixing Valve



Local codes may require the installation of a backflow prevention valve to complete proper installation. Compliance with local codes is the responsibility of the installer. Valve must be tested annually to verify that it is functioning properly. Backflow prevention valves are not included with the fixture and may be supplied by the contractor or purchased from Bradley Corporation.

All dimensions assume standard thread engagement. Variations in manufacturing allow for +/- 1/8" (3mm) per threaded joint. To find the tolerance of a dimension, add the number of thread joints in between a dimension and multiply it by 1/8" (3mm).