

TF612 SPECIFICATIONS

opus·2 in-wall bathtub filler

FEATURES:

- In-wall bathtub filler, square trim
- 8" spout projection with customized laminar flow
- Durable finish and sleek design
- Includes slip-fit connection



SPECIFICATIONS:

Warranty:	Limited lifetime warranty (residential) One year warranty (commercial)
Material:	Brass body
Flow rate:	17.4 gpm @ 60 PSI
Connection:	1/2" NPT
Weight:	7lbs (3kg)
Shipping Dimensions:	(LWH) 14" x 7 3/4" x 4" (357mm x 196mm x 100mm)*

FINISHES:

Polished chrome

ACCESSORIES (sold separately):

- Recommend opus·2 TSP431.01 modular tubfiller with handshower
- Recommend electronica PT7003 wall & PT7004 deck-mount controllers

INSTALLATION:

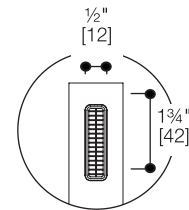
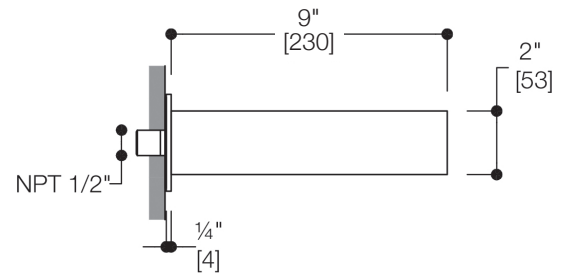
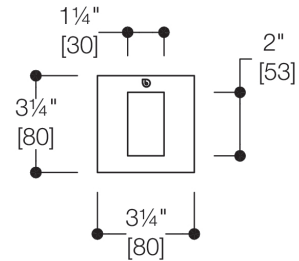
Install this product according to the installation guide. Our products must be installed by certified professionals only and according to our installation guide as well as federal, provincial/state and local building codes and regulations.

CARE AND MAINTENANCE:

See Installation Manual

CODES / STANDARDS APPLICABLE:

- Meets or exceeds ANSI / ASME standard A112.18.1 and CAN / CSA B125.1-05 requirements
- Listed with IAPMO bearing the UPC / cUPC mark
- California AB1953 compliant
- Calgreen compliant



*Approximate measurements for comparison only.
Note: These dimensions and specifications are subject to change without notice.