

TF510 SPECIFICATIONS

pure-2 in-wall bathtub filler

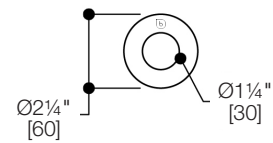
FEATURES:

- In-wall bathtub filler, round trim
- 5½" spout projection with customized laminar flow
- Durable finish and sleek design
- Includes slip-fit connection
- ½" NPT connection



SPECIFICATIONS:

| | |
|----------------------|---|
| Warranty: | Limited lifetime warranty (residential) One year warranty (commercial) |
| Material: | Brass body |
| Flow rate: | 17 gpm @ 60 PSI |
| Connection: | ½" NPT |
| Weight: | 2lbs (1kg)* |
| Shipping Dimensions: | (LWH) 14" x 7¾" x 4" (357mm x 196mm x 100mm)* |
| FINISH: | Polished chrome |

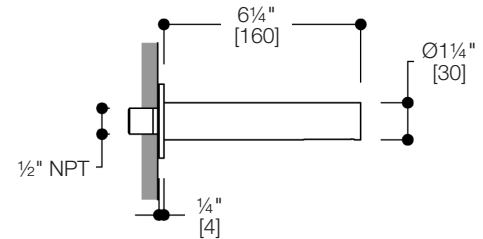


ACCESSORIES (sold separately):

- Recommend pure-2 TSP431.01 modular tubfiller & handshower trim
- Recommend electronica DUO-1 PT7003 wall-mount or PT7004 deck-mount digital bathtub controllers

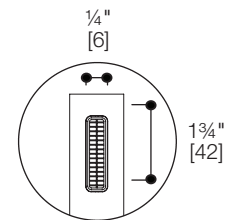
INSTALLATION:

Install this product according to the installation guide. Our products must be installed by certified professionals only and according to our installation guide as well as federal, provincial/state and local building codes and regulations.



CODES / STANDARDS APPLICABLE:

- Meets or exceeds ANSI / ASME standard A112.18.1 and CAN / CSA B125.1-05 requirements
- Listed with IAPMO bearing the UPC / cUPC mark
- California AB1953 compliant
- Calgreen compliant



*Approximate measurements for comparison only.
Note: These dimensions and specifications are subject to change without notice.