

PT7005 SPECIFICATIONS

electronica thermostatic wall-mount control wheel kit for shower


FEATURES:

- Wall-mount two-outlet thermostatic electronica controller recommended for shower
- Integrated two-way diverter for handshower/rainshower operation
- Kit includes:
 - ① control wheel (x2)
 - ② fit-out set for in-wall box with round trim plate (x2)
 - ③ controller unit (x2)
 - ④ in-wall box for controller unit (x2)
- Installed kit controls temperature, volume & 2-function diverter
- Touch control allows for easy on/off, with LED-light ring providing a visual temperature indicator
- Three individualized presets that allow for quick access to desired temperatures
- Cleaning mode allows you to temporarily switch off electronic components for easy & safe cleaning
- Requires DUO-2 electronica shower control mixer TEE030S
- Optional WLAN module TEE005 to provide wireless control from iPhone/iPad







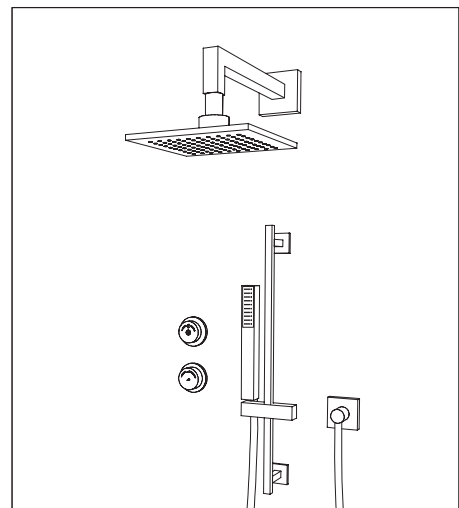
SPECIFICATIONS:

Wheels:	Ø1¼" x ¾" (44mm x 10mm)
Round trims:	Ø2¼" x ⅛" (55mm x 5mm)
Distance from control mixer:	19½ ft (6m) Max
Material:	Wheel/trim: brass/chrome plated; plastic components
Warranty:	Limited lifetime tapware warranty (residential) Five year electronic part warranty (residential) One year warranty (commercial)
Shipping dimensions:	(LWH) 8¼" x 7" x 5" (210mm x 180mm x 125mm)



FOR PURCHASE SEPARATELY:

-  Required DUO-2 control mixer TEE030S
-  Optional WLAN module TEE005 to provide wireless control from iPhone/iPad
-  Optional handshowers TD117.01, TD201, TD202, TD203, TD204
-  Optional showerheads TE210, TE320.01, TE330, TE340, TE420, TE430, TE440, TE450, TE702, TE704, TE706, TE780



*Approximate measurements for comparison only.
Note: These dimensions and specifications are subject to change without notice.

PT7005 SPECIFICATIONS

electronica thermostatic wall-mount control wheel kit for shower

INSTALLATION:

Our products must be installed by certified professionals only and according to our installation guide as well as federal, provincial/state and local building codes and regulations. Installation must allow for future access to control box for maintenance purposes. This work must be carried out in accordance with the regulations IEC 364-7-701-1984 (corresponding to VDE 0100 Part 701) as well as all national local regulations. Any electrical installation work must only be performed by a qualified electrician.

SAFETY NOTES:

- Prevent danger resulting from damaged power supply cables. In the case of damage, the power supply cable must be replaced by the manufacturer or his customer service department or an equally qualified person.
- Installation is only possible in frost-free rooms. The optional power supply unit is only suitable for indoor use.
- The plug-in connectors must not be directly or indirectly sprayed with water when cleaning.
- The voltage supply must be separately switchable.
- The maximum permissible distance between the electronic controller and the functional unit is 19½ feet (6m) (236").
- If the static pressure exceeds (72.5 psi), a pressure reducing valve must be fitted.

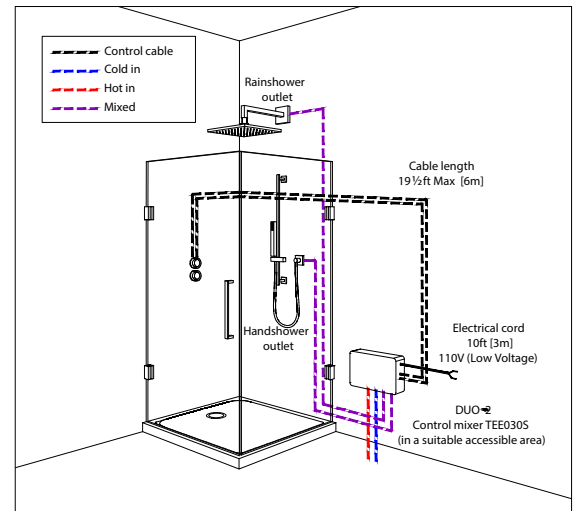
CODES / STANDARDS APPLICABLE:

- Meets or exceeds ANSI / ASME standard A112.18.1 and CAN / CSA B125.1-05 requirements
- IAPMO/ UPC / cUPC



*Approximate measurements for comparison only.
Note: These dimensions and specifications are subject to change without notice.

QUICK-REF WALL-MOUNT CONTROLLER INSTALLATION



NOTE:

Power cable must not be left exposed.
Please refer to the installation guide.