

# BT0408.02 SPECIFICATIONS

## halo·2 blu·stone™ freestanding bathtub

### FEATURES:

- Freestanding, blu·stone™ bathtub
- Streamlined, high profile one piece design
- 71" (1800mm) L x 31½" (800mm) W x 21¾" (550mm) H
- Includes integral slot overflow & matching blu·stone™ waste cover
- Made of blu·stone™ providing the look and feel of natural stone
- Stronger and more durable than acrylic
- Non-porous, stain resistant surface that does not require sealing
- Does not promote bacteria, mold or fungi
- Varying slopes allow bather to sit upright or extend back
- Tailpiece not included (Blu recommends BTWaste.RN or BTWaste.CI.RN)

### SPECIFICATIONS:

Basin Area:	49¼" (1250mm) x 22¾" (575mm)*
Top Area:	69¼" (1760mm) x 30" (760mm)*
To Overflow:	2¼" (60mm)*
Water Depth:	15½" (390mm)*
Slope of Backrest:	68°/54°*
Capacity:	87G (330L)*
Weight:	385lbs (175kg)*
Hot water supply req'd:	Should be 70% of water capacity of tub or greater
Warranty:	Five Year Warranty (Residential use) One Year Warranty (Commercial use)
Material:	blu·stone™
Shipping Weight:	518lbs (235kg)*
Shipping Dimensions:	(LWH) 73½" x 34¼" x 22¾" (1870mm x 870mm x 580mm)*

### COLORS/FINISHES:

White Matte or Gloss as standard  
Custom colors available (Tier 1)

### ACCESSORIES (sold separately):

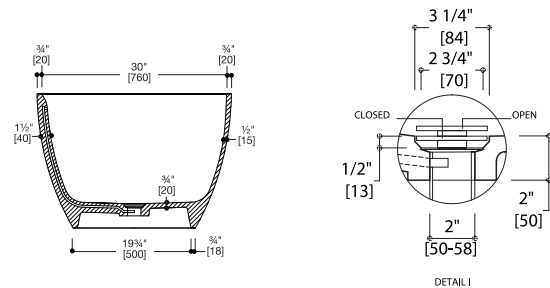
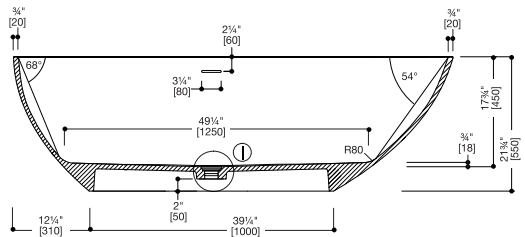
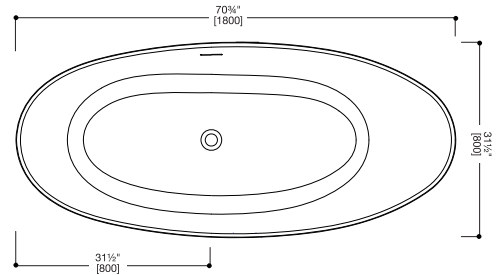
- BTWaste.RN or BTWaste.CI.RN Island tub drain for easy installation

### INSTALLATION NOTES:

Install this product according to the installation guide.  
Floor support under bath must provide for a minimum of 1600 lbs (725 kg). Installation will vary. Our products must be installed by certified professionals only and according to our installation guide as well as federal, provincial / state and local building codes and regulations

### CODES / STANDARDS APPLICABLE:

- Meets or exceeds ANSI / ASME standard  
CSA B45.5.11 / IAPMO Z124
- IAPMO / ANSI Z124.8
- CSA



\*Approximate measurements for comparison only.  
Note: These dimensions and specifications are subject to change without notice.