

# BT0304N17 SPECIFICATIONS

## azure·1 blu·stone™ freestanding bathtub

### FEATURES:

- Freestanding, blu·stone™ bathtub
- Streamlined, high profile one piece design
- 66¼" (1685mm) L x 34" (865mm) W x 20¾" (530mm) H
- Includes integral slot overflow & matching blu·stone™ waste cover
- Made of blu·stone™ providing the look and feel of natural stone
- Stronger and more durable than acrylic
- Non-porous, stain resistant surface that does not require sealing
- Does not promote bacteria, mold or fungi
- Tailpiece not included (Blu recommends BTWaste.RN or BTWasteCl.RN)

### SPECIFICATIONS:

Basin Area:	46¾" (1188mm) x 19¼" (502mm)*
Top Area:	64" (1627mm) x 31¾" (807mm)*
To Overflow:	3" (75mm)*
Slope of Backrest:	60°*
Water Depth:	16" (405mm)*
Capacity:	84G (319L)*
Weight:	379lbs (172kg)*
Hot water supply req'd:	Should be 70% of water capacity of tub or greater
Warranty:	Five Year Warranty (Residential use) One Year Warranty (Commercial use)
Material:	blu·stone™
Shipping Weight:	463lbs (210kg)*
Shipping Dimensions:	(LWH) 71½" x 39¼" x 27¾" (1815mm x 995mm x 705mm)*

### FINISHES:

White Matte and Gloss finish as standard

### ACCESSORIES (sold separately):

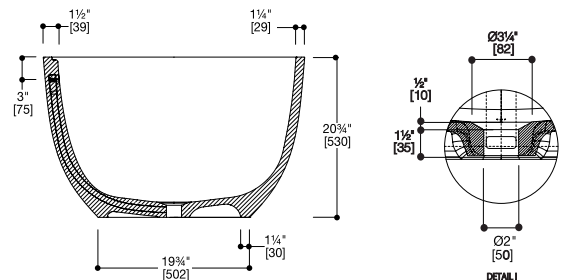
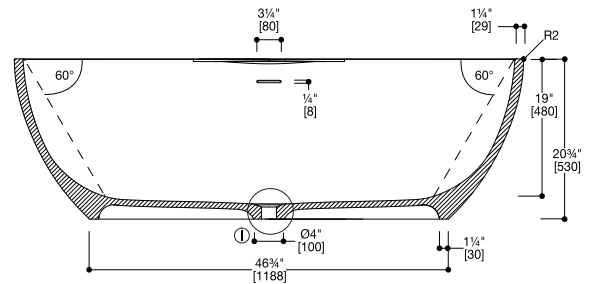
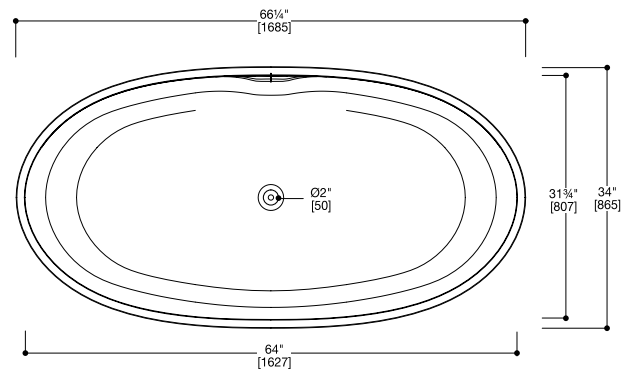
- BTWaste.RN or BTWasteCl.RN Island tub drain for easy installation

### INSTALLATION NOTES:

Install this product according to the installation guide. Floor support under bath must provide for a minimum of 1400 lbs (635kg). Installation will vary. Our products must be installed by certified professionals only and according to our installation guide as well as federal, provincial / state and local building codes and regulations

### CODES / STANDARDS APPLICABLE:

- Meets or exceeds ANSI / ASME standard  
CSA B45.5.11 / IAPMO Z124
- IAPMO / ANSI Z124.8
- CSA



\*Approximate measurements for comparison only.

Note: These dimensions and specifications are subject to change without notice.