

**McGUIRE**  
**70" ACRYLIC**  
**SLIPPER TUB**

Cat. No.  
ATSN70F



L: 69-1/4"  
W: 29"  
H: 22-1/2" and 35-1/2" (from floor to top of tub)  
Water depth: 17" to top of tub  
Water depth: 12-3/4" to overflow

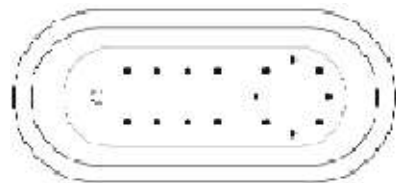
**The following is recommended for ATSN70F tubs:**

- Faucets: part #4602, 4604 or 7082
- Rigid, freestanding supplies: part #4502
- Leg tub drain: part #5599LT



Overflow can be drilled.  
With overflow drilled this tub requires drain 5599PD.  
**Tubs that have been drilled with overflow are "special order" and are not returnable.**

Gallon Capacity without OF:	56
Gallon Capacity with OF:	48
Shipping Weight:	162 lbs.
Empty Weight:	102 lbs.
Filled Weight without OF:	564 lbs.
Filled Weight with OF:	496 lbs.



(Air jet configuration if system is added, more info on page 2.)

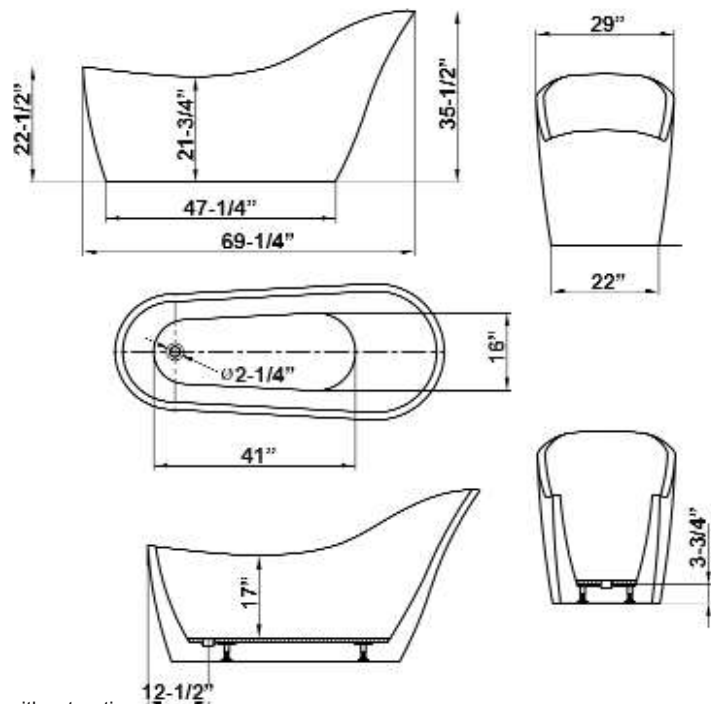
Dimensions of fixture are nominal and specifications subject to change without notice.

**Features:**

- ▶ Acrylic construction for lighter weight
- ▶ Double wall acrylic
- ▶ Gracefully curved design
- ▶ No faucet holes
- ▶ No overflow
- ▶ Tub is thoroughly inspected before shipment
- ▶ IAPMO Certified
- ▶ Option to add foam insulation between tub walls available
- ▶ **New:** Air jet system now available, more info on page 2




**Custom Colors Available** (inside of tub is always white enamel):  
Painted bathtubs are considered "special order" and are not returnable  
\$160 Bisque or Black \$250 Designer Color



# BATHTUB AIR JET KIT

Cat. No.  
AIR KIT 1, AIR KIT 2



- A** AIR JET - Bottom air jets for maximum bubble action.
- B** BLOWER - The heart of the massage system.
- C** MANIFOLD - Double back flow security prevention device.
- D** FLEXIBLE PVC HOSEING - IAPMO certified.
- E** MAIN AIR INTAKE HOSE - High temperature and pressure resistant.

**Air Kit is installed in tub before shipment**

## Features:

- ▶ 750 Watt blower motor operates system
- ▶ 300 Watt air heater warms air
- ▶ System powered by 120V
- ▶ 16 brass air jets placed in bottom of tub
- ▶ Each air jet has 24 holes
- ▶ Air jet caps available in white (AIR KIT 1) or black (AIR KIT 2)
- ▶ Includes 1 1/4" x 3' main air hose plus 1 1/4" x 9' extension hose
- ▶ Automatic system purge after each use
- ▶ Automatic safety timer turns off system after 20 minutes
- ▶ Includes water tight remote control
- ▶ Compatible with most acrylic, copper and resin tubs with no feet
- ▶ Not available with cast iron tubs or tubs with feet

## INSIDE TUB VIEW - WILL VARY BY TUB DESIGN




Air Jet

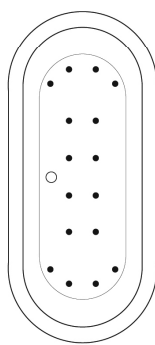


Remote

**Oval bathtub**  
Sample jet configuration

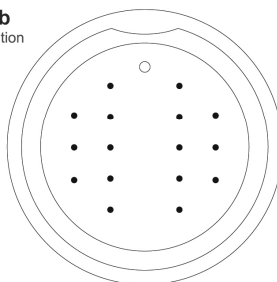


with end drain




with center drain

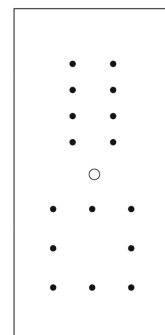
**Round bathtub**  
Sample jet configuration



**Rectangular bathtub**  
Sample jet configuration



with end drain



with center drain

These diagrams are general representations.  
Jet placement may vary dependent on tub shape

### Features:

(16) Maxi Air Jets



Elbows for air jets



Tees for air jets