

**CHAPAL
70" COPPER DOUBLE
SLIPPER TUB**

Cat. No.
COTDSN70B-BLP



L: 69-1/2"
W: 31"
H: 28-1/2" to 28-3/4"

Rim: 2 1/2" W

Water depth: 15-1/2" to overflow

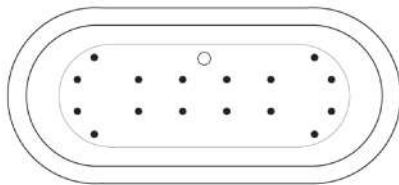
The following is recommended for COTDS tubs without faucet holes:

- Faucet: **Part #4602, 4604 or 7082**
- Freestanding bath supplies: **Part# 4502**
- Leg tub drain: **Part# 5599LT**



Overflow can be drilled.
With overflow drilled this tub requires drain 5599 E.
Tubs that have been drilled with overflow are "special order" and are not returnable.

Gallon Capacity without OF:	54
Gallon Capacity with OF:	44
Shipping Weight:	179 lbs.
Empty Weight:	94 lbs.
Filled Weight without OF:	544.9 lbs.
Filled Weight with OF:	545 lbs.



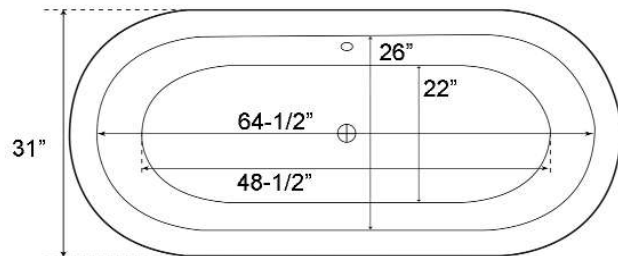
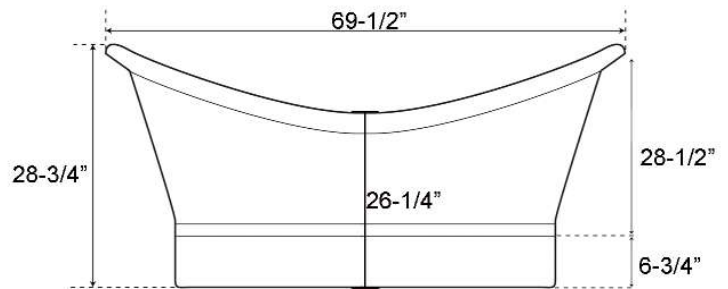
(Air jet configuration if system is added, more info on page 2.)

Features:

- ▶ Constructed of 16 gauge copper
(Copper is a living finish and will patina over time)
- ▶ Smooth black copper exterior and shiny interior
- ▶ Hand polished
- ▶ No faucet holes
- ▶ No overflow
- ▶ Decorative base included
- ▶ Drain is in the center of the tub
- ▶ Hand-crafted construction makes each tub unique
- ▶ **New:** Air jet system now available , more info on page 2

Tub Finishes:

BLP Black Copper/ Polished Interior



Dimensions and specifications subject to change without notice.

BATHTUB AIR JET KIT

Cat. No.
AIR KIT 1, AIR KIT 2



- A** AIR JET - Bottom air jets for maximum bubble action.
- B** BLOWER - The heart of the massage system.
- C** MANIFOLD - Double back flow security prevention device.
- D** FLEXIBLE PVC HOISING - IAPMO certified.
- E** MAIN AIR INTAKE HOSE - High temperature and pressure resistant.

Features:

- ▶ 750 Watt blower motor operates system
- ▶ 300 Watt air heater warms air
- ▶ System powered by 120V
- ▶ 16 brass air jets placed in bottom of tub
- ▶ Each air jet has 24 holes
- ▶ Air jet caps available in white (AIR KIT 1) or black (AIR KIT 2)
- ▶ Includes 1 1/4" x 3' main air hose plus 1 1/4" x 9' extension hose
- ▶ Automatic system purge after each use
- ▶ Automatic safety timer turns off system after 20 minutes
- ▶ Includes water tight remote control
- ▶ Compatible with most acrylic, copper and resin tubs with no feet
- ▶ Not available with cast iron tubs or tubs with feet

Air Kit is installed in tub before shipment

INSIDE TUB VIEW - WILL VARY BY TUB DESIGN




Air Jet




Remote

Oval bathtub
Sample jet configuration




with end drain




with center drain

Rectangular bathtub
Sample jet configuration

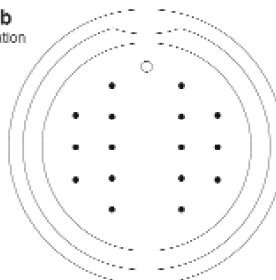


with end drain



with center drain

Round bathtub
Sample jet configuration



These diagrams are general representations.
Jet placement may vary dependent on tub shape

Features:

(16) Maxi Air Jets



Elbows for air jets



Tees for air jets