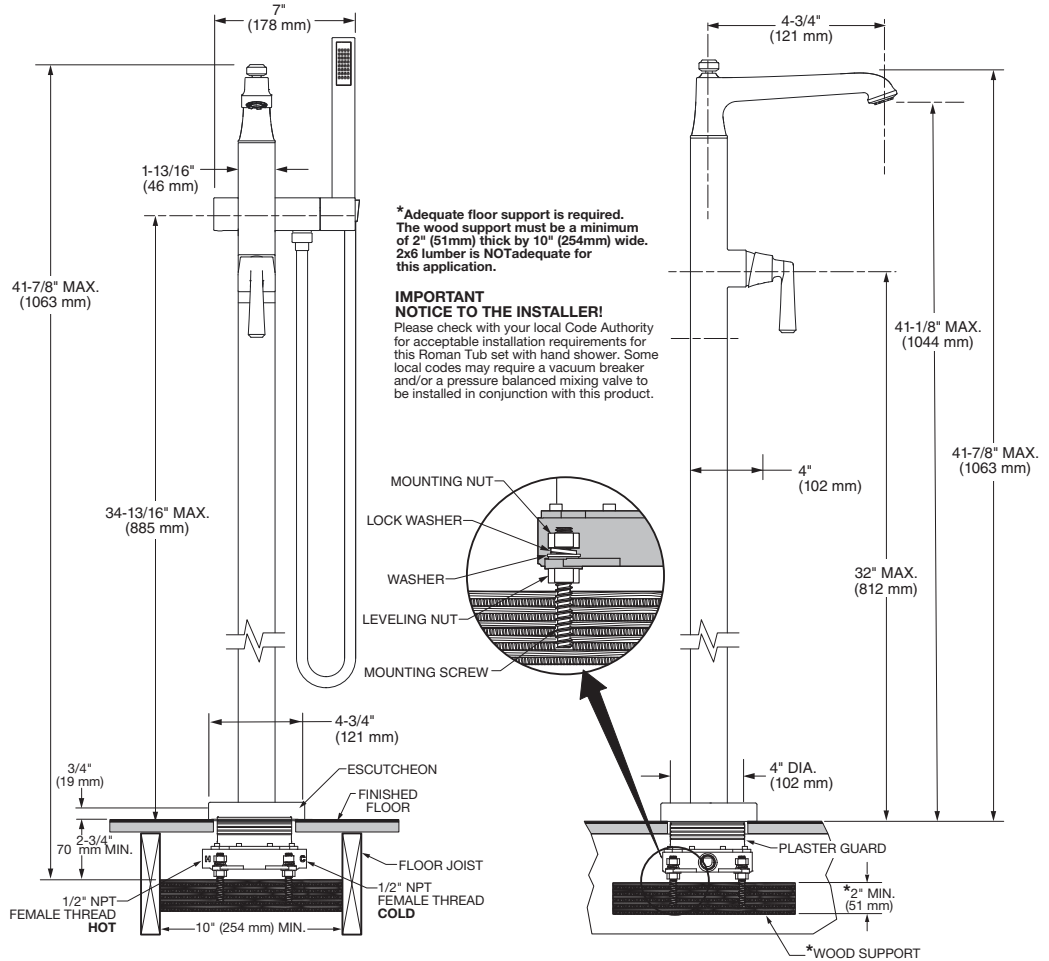


MODEL NUMBER

☐ T455951 Free Standing Tub Filler Trim Only
Personal Shower. Metal Lever Handle.

For use with Flash™ Rough Valve Bodies



GENERAL DESCRIPTION

Durable brass construction. 40mm washerless 1/4 turn ceramic disc valve cartridge. Metal single function personal shower with easy to clean spray face features a 59" long metal hose. 1.8 gpm/6.8 L/min. maximum flow rate. Shower bracket pivots 60°. Includes double check valves to prevent back flow.

PRODUCT FEATURES

- Brass Construction:** Durable. Ideal for prolonged contact with water.
- Ceramic Disc Valve Cartridge:** Assures a lifetime of drip-free performance.
- Choice of Finishes:** Wide range of durable finishes.

SUGGESTED SPECIFICATION:

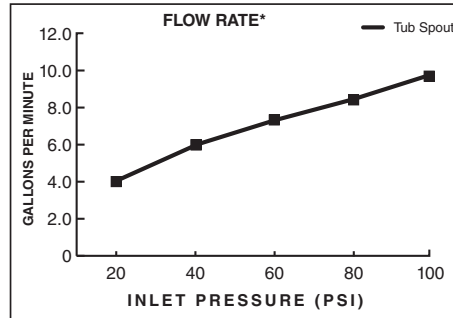
Free standing tub filler shall feature brass construction. Shall also feature 1/4 turn washerless ceramic disc valve cartridge. Fitting shall be American Standard Model #T455951._____.

CODES AND STANDARDS

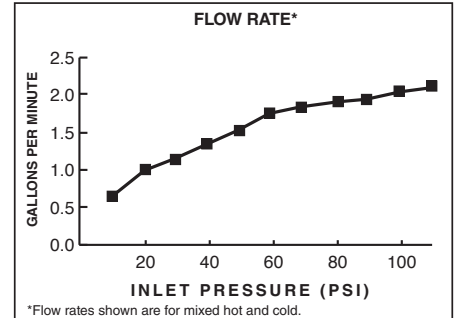
These products meet or exceed the following codes and standards:

ASME A112.18.1
CSA B125.1

Check local plumbing codes.
Some installations may require a vacuum breaker.



TUB SPOUT FLOW



HAND SHOWER FLOW

*Flow rates shown are for mixed hot and cold.

Product Number	Description	ADA	Finish Options			
			Polished Chrome	Brushed Nickel	Polished Nickel	Legacy Bronze
T455951	Free Standing Tub Filler Trim. Personal shower. Metal Lever handle.		002	295	013	278

ADA Meets the American Disabilities Act Guidelines and **ANSI A117.1** Requirements for the physically challenged.

FLASH ROUGH VALVE BODIES

- R950** Flash™ Free Standing Tub Filler Rough Valve.
- R950SS** Flash Free Standing Tub Filler Rough Valve with Service Stops.