
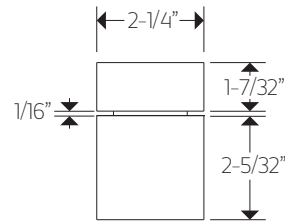
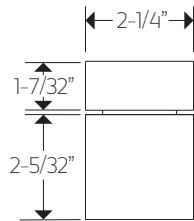
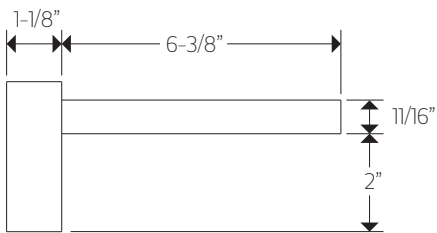
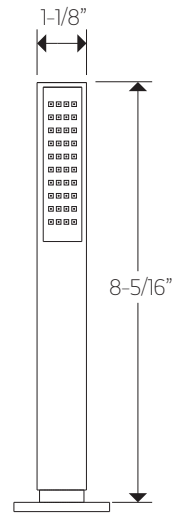
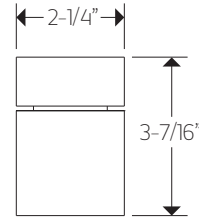
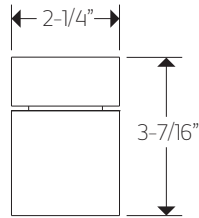
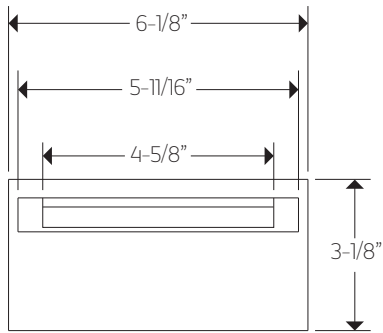


F202ALT-10

TECHNICAL DATA SHEET

quarto 4-hole deck mount
tub filler, cube control, open
extended spout



artos

F202ALT-10

quarto 4-hole deck mount
tub filler, cube control, open
extended spout

OPERATING SPECIFICATIONS

FEATURES

Waterfall Flow

Hand Shower with Separate Control

OPERATING PRESSURE

Minimum: 15 psi

Maximum: 75 psi

Above 90psi it may be necessary to install a pressure reducer

OPERATING TEMPERATURE

Maximum: 176°

FLOW RATE

6.0 USGPM

2.0 USGPM

