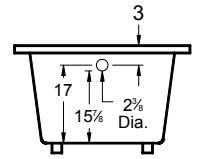
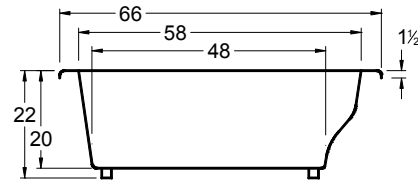
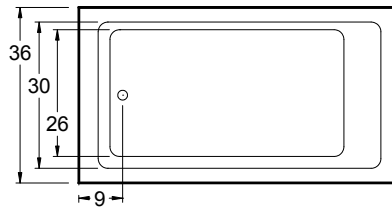


Always check the website for the most updated specifications: [www.americh.com](http://www.americh.com)

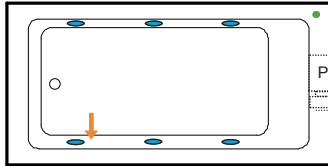


Tub pictured with optional waste & overflow

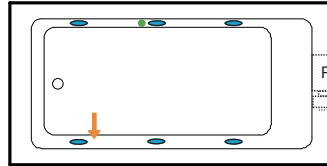


All bathtub dimensions are ± 1/2".

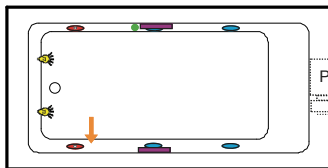
## Builder Series



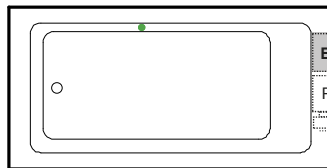
## Luxury Series



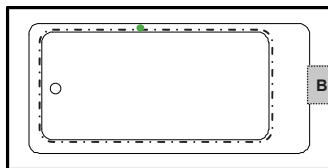
## Platinum Series



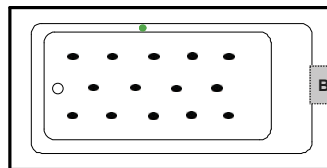
## Combination (pump and blower location only)



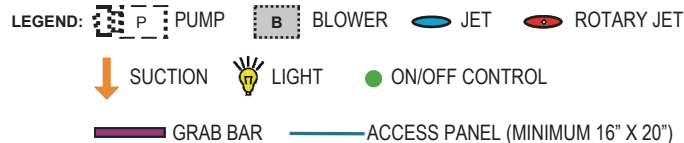
## Airbath System II



## Airbath System III



**NOTE:** Pumps and/or blowers on this model may stick out 1-3" due to tub design and certain accessories.



### INSTALLATION TIPS

- Install according to Owner's Manual and local codes. Always consult your local plumber for recommendations.
- Certain options or altering the pump/blower location may cause the pump/blower to extend beyond the tub decking.
- Airbath III units may be 1 1/2" – 2 1/2" taller than stated.
- Hot water supply should be 65-75% of the tub capacity or greater.
- Cut Dimensions: 64"x34" It is recommended to wait for unit to arrive before cutting
- All specifications are subject to change without notice
- ++ Factory installed aprons on this model may increase the overall height of the tub when ordered with certain accessories (.IE Linear Drain)

### DIMENSIONS

66" x 36" x 22" ( 1676 x 914 x 559 mm)  
 Whirlpool Operating Gallons = 60 (Liters = 227)  
 Gallon to Overflow = 90 (Liters = 341)

**MATERIAL:** Acrylic (All Americh Standard Colors)

**TUB FLOOR:** NON-Textured

**UNDERMOUNT:** Yes

- Advise Americh when ordering to ensure there are no issues with deck mounted controls.
- Always take dimensions directly from the unit.

### ELECTRICAL REQUIREMENTS

Americh recommends one 20 amp ground fault circuit interrupter (GFCI) for each power supply provided with the bathtub.

### OPTIONAL ACCESSORIES

- Apron ++
- Chromatherapy\*
- Grab Bars: 9" \* - 14" - 16"
- High Density Insulation\*
- iBath Sound System
- Inline Heater (whirlpool only)
- Jets: Additional or Rotary\*
- Lo Profile Tub Edge
- Ozone System (whirlpool and/or Airbath only)
- Pillow: Angle\*  
13"- Full Back
- Remote Control Upgrade (select series only)
- Serenity Soak (tub only)
- Syllent Pump with Heated Air\*
- Tile Flange Kit
- Trim Kit Upgrade\*
- Waste & Overflow
  - Cable Drive Overflow\*
  - Linear Overflow

\*Standard on Platinum Series

### CODES AND COMPLIANCE

Americh products meet or exceed the following standards:

- Underwriters Laboratories (UL)
- Underwriters Laboratories - Canada (cUL)
- Canadian Standards Association - (CSA)
- ANSI Z124.1 • ANSI A112-19.7
- ANSI A112.19.8

Contact Americh for additional approvals.