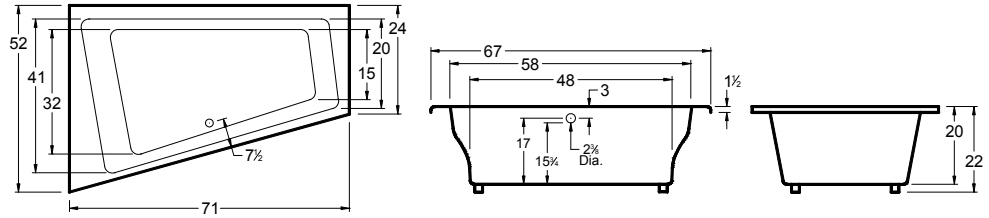


Always check the website for the most updated specifications: www.americh.com

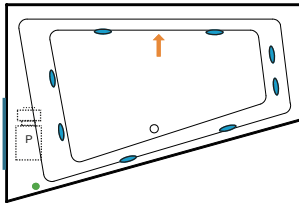


Tub pictured with optional waste & overflow

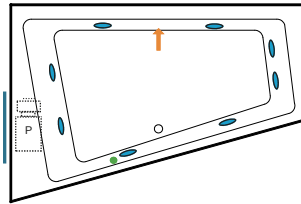


All bathtub dimensions are ± 1/2"

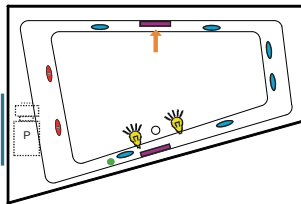
Builder Series



Luxury Series

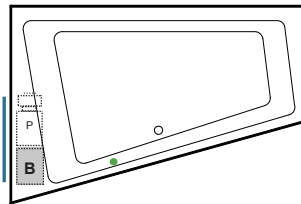


Platinum Series

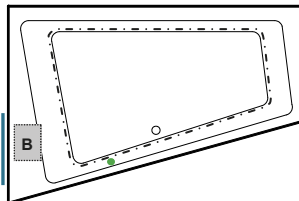


Combination

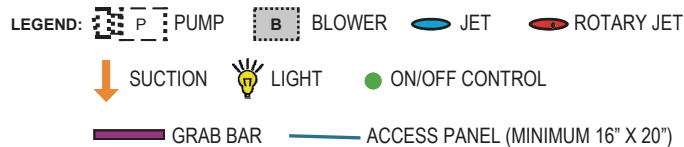
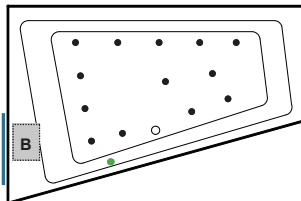
(pump and blower location only)



Airbath System II



Airbath System III



INSTALLATION TIPS

- Install according to Owner's Manual and local codes.
- Airbath III units may be 1 1/2" - 2 1/2" higher than stated.
- Any whirlpool or Airbath unit requires an access panel.
- Hot water supply should be 65-75% of tub capacity or greater.

DIMENSIONS

67" x 52" x 22" (1702 x 1321 x 559 mm)
 Whirlpool Operating Gallons = 75 (Liters = 284)
 Gallon to Overflow = 110 (Liters = 416)

MATERIAL: Acrylic (All Americh Standard Colors)

TUB FLOOR: Non-Textured

UNDERMOUNT: Yes

- Advise Americh when ordering to ensure there are no issues with deck mounted controls.
- Always take dimensions directly from the unit.

ELECTRICAL REQUIREMENTS

Americh recommends one 20 amp ground fault circuit interrupter (GFCI) for each power supply provided with the bathtub.

OPTIONAL ACCESSORIES

- Chromatherapy*
- Grab Bars: 9" * - 14" - 16"
- High Density Insulation*
- iBath Sound System
- Inline Heater (whirlpool only)
- Jets: Additional or Rotary*
- Lo Profile Tub Edge
- Ozone System (whirlpool and/or Airbath only)
- Pillow: 13" * - 17"
Angle - Full Back
- Remote Control Upgrade (select series only)
- Serenity Soak (tub only)
- Syllent Pump with Heated Air*
- Trim Kit Upgrade*
- Waste & Overflow
 - Cable Drive Overflow*
 - Linear Overflow

*Standard on Platinum Series

CODES AND COMPLIANCE

Americh products meet or exceed the following standards:

- Underwriters Laboratories (UL)
- Underwriters Laboratories - Canada (cUL)
- Canadian Standards Association - (CSA)
- ANSI Z124.1 • ANSI A112-19.7
- ANSI A112.19.8

Contact Americh for additional approvals.