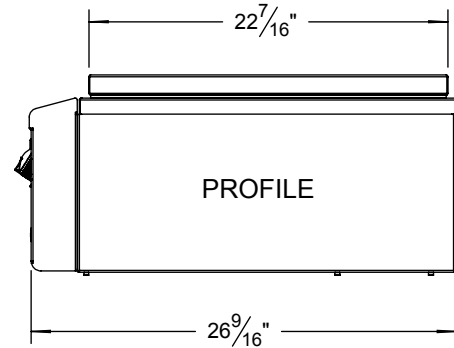
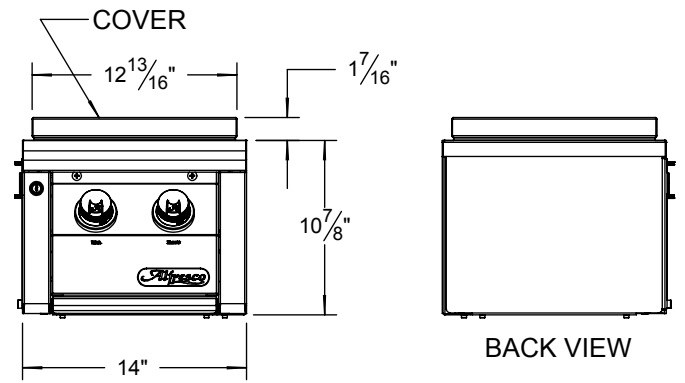
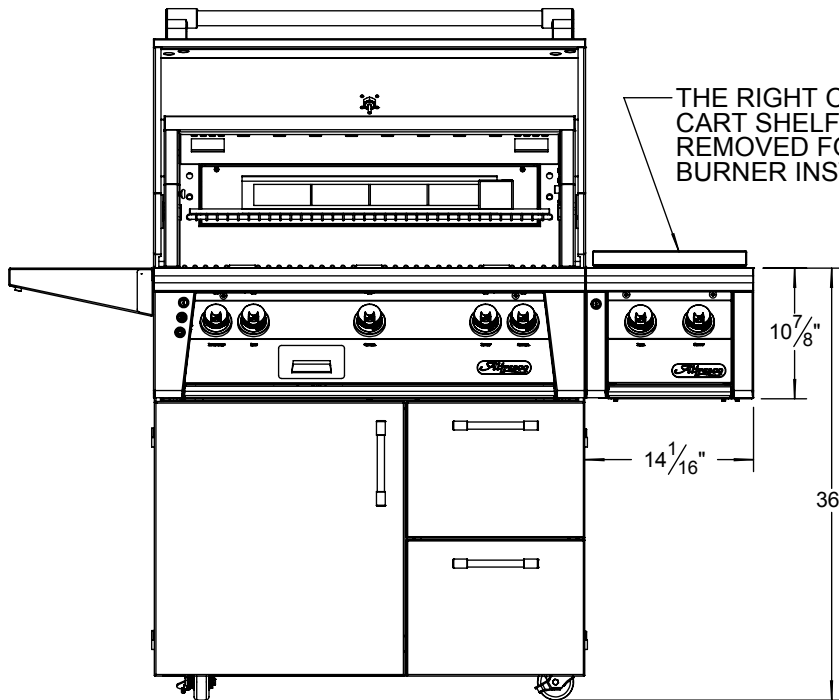


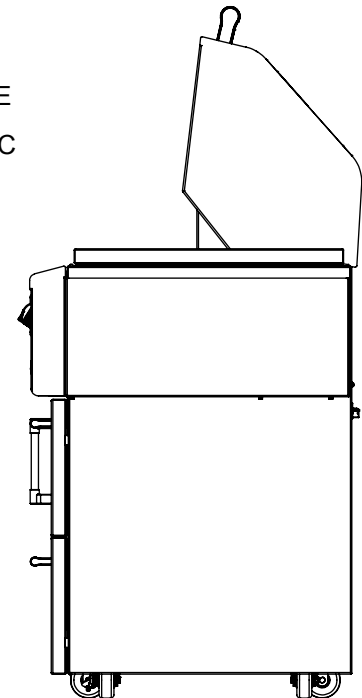
TYPICAL AXESB-2C CART MOUNTED INSTALLATION
SHOWN ON RIGHT SIDE OF ALXE-36CD DELUXE CART UNIT



THE AXESB-2C UNIT IS SHIPPED WITH SIDE AND BACK PANELS CONFIGURED FOR RIGHT SIDE INSTALLATION ON THE CART. PANELS ARE REVERSIBLE FOR LEFT SIDE OF CART. (REFER TO INSTALLATION MANUAL FOR MORE INFORMATION)



THE RIGHT OR LEFT SIDE CART SHELF MUST BE REMOVED FOR AXESB-2C BURNER INSTALLATION.



SPECIFICATIONS:

BTUH = 40,000
FUEL = NG @ 5 W.C. OR LP @ 10 W.C.
ELECTRICAL POWER = 9 VDC BATTERY
GAS CONNECTION = 1/2" NPT (NG) OR 3/8" ODF (LP)

NOTE:

THE AXESB-2C UNIT IS SUPPLIED WITH ALL PANELS, STAINLESS FLEX HOSES AND FITTINGS REQUIRED FOR INSTALLATION. SEE INSTALLATION MANUAL FOR ADDITIONAL INFORMATION.