

SBA-3660 AFR alcove bathtub

Model number:

141080A

Dimensions: 60" x 37" x 21"

Installation: Alcove

Material: AcryIX™




Standard Features:


- Deep and spacious bathing well
- Integrated apron & tiling flange
- Deck for faucet
- Armrests
- 20 1/2 inch deep sump
- Bottom bathing well: 45 inch L x 25 inch W
- Right or left drain
- 3 inch Above-the-Floor Rough

Product characteristics:

- Deck Space for Faucet
- Integrated Armrest
- Above-the-Floor Rough (AFR)

Systems:

 Bodywrap

 Homestead

Warranty:

Lifetime limited

Standard colors:



White (002)



Bone (004)



Biscuit (007)

Certifications

ABG products adhere to one or more of the following certifications:



Recommended products (Visit our website for a complete list of our recommended doors)

Description	No
134665	Kameleon SC Sliding Shower Door 55-59 x 71 in. 6 mm
105409	Mika Sliding Tub Door 54 - 59 1/2 x 55 in.
105410	Polar Sliding Tub Door 54-59 1/2 x 57 in.

Options (Visit our website for a complete list of our options)

No	Description
<input type="checkbox"/> OPT 10172	In-line heater (factory-installed)
<input type="checkbox"/> OPT 10174	Pump position opposite standard position
<input type="checkbox"/> OPT 20209	Trim Kit for Bodywrap whirlpool system

SBA-3660 AFR alcove bathtub

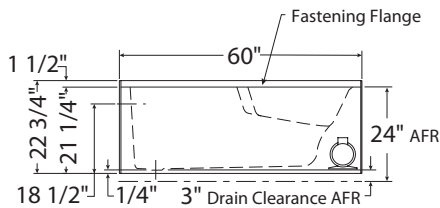
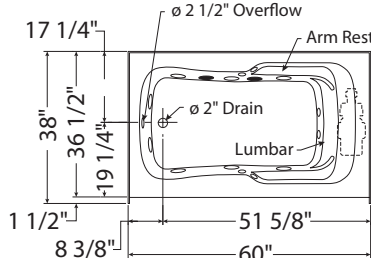
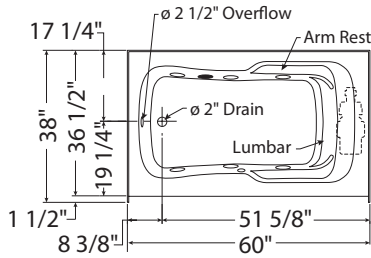
Model number:

141080A

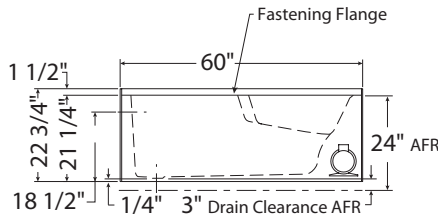
Dimensions: 60" x 37" x 21"

Installation: Alcove

Material: AcrylX™



6-jet Homestead System SBA-3660L
HMS (illustrated)



10-jet Bodywrap System SBA-3660L
BWS (illustrated)

All dimensions are approximate. Structure measurements must be verified against the unit to ensure proper fit.

Dimensions:

60 x 36 1/2 x 21 1/4 in.

Water capacity:

96 gallons

Weight:

86 lbs

Bathing well:

47 1/2 X 22 1/8 in.

Deep sump height:

19 3/4 in.

Deck width:

6 1/4 in.

Drain location:

Left

Right

Project: _____

Contractor: _____

Representative: _____

Date: _____

Tel: _____

Notes: _____