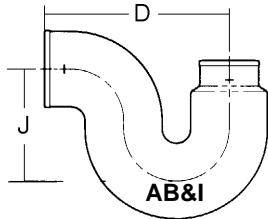


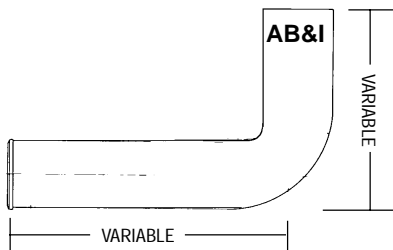
# NO-HUB FITTINGS

SINCE  
1906



"P" TRAP (Reducing)

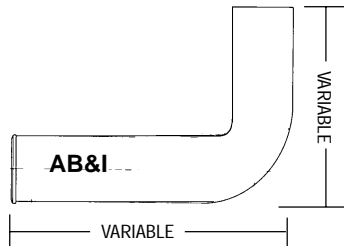
Part No.	Size	D	J	Wt.
8548	3x2"	9	5-1/2	10



CLOSET BENDS

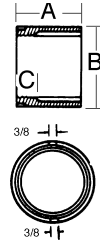
Part No.	Size	Wt.
2904	4x6x12"	11
2908	4x6x15	14
2912	4x6x18	16
2924	4x10x12	16
2932	4x10x15	18
2936	4x10x18	19
2946	4x12x18	24
2950	4x16x16	23

Visit Us On the Web  
at [www.abifoundry.com](http://www.abifoundry.com)



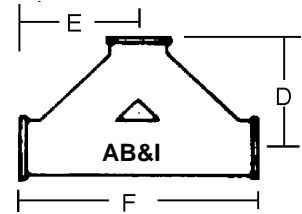
CLOSET BENDS  
(Reducing)

Part No.	Size	Wt.
2832	3x4x6x12"	8
2840	3x4x6x15	10
2844	3x4x6x18	13
2852	3x4x10x12	14
2860	3x4x10x15	15
2864	3x4x10x18	16
2870	3x4x16x16	19



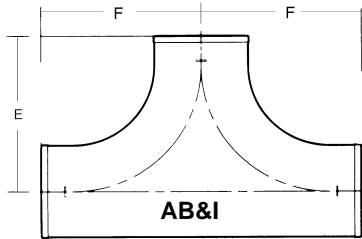
IRONBODY CLEANOUT (Tapped)

Part No.	Size	Tap	A	B	C	Wt.
8564	3"	2-1/2	2-3/16	3-3/8	3/4	1
8566	4	3-1/2	2-3/16	4-7/16	3/4	2
8568	5	4	4-1/2	5-5/16	1	5
8570	6	5	4-1/2	5-5/16	1	6
8572	8	6	3-1/4	8-3/8	1	8



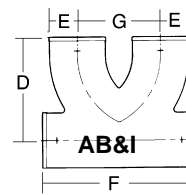
TWO WAY CLEANOUT FITTING (Kelly)

Part No.	Size	E	D	F	Wt.
8442	3x3x4"	7-1/2	9	15	15
8444	4x3x4	9-3/16	9-1/2	19-1/2	24
8446	4x4x4	9-3/16	9-1/2	18-3/8	22



TWIN CLEANOUT  
(East Bay Code)

Part No.	Size	F	E	Wt.
2990	4x4x4"	7-1/2	7-1/2	15



TEXAS TWIN CLEANOUT

Part No.	Size	D	E	F	G	Wt.
3004	4x4x4"	8-1/4	2-3/4	12	6-1/2	22